

Job Name: _____

Location: _____

Engineer: _____

Submitted to: _____

Submitted by: _____

Reference: _____

Date: _____

Approval: _____

Construction: _____



Unit #: _____

Drawing #: _____

KEY FEATURES:

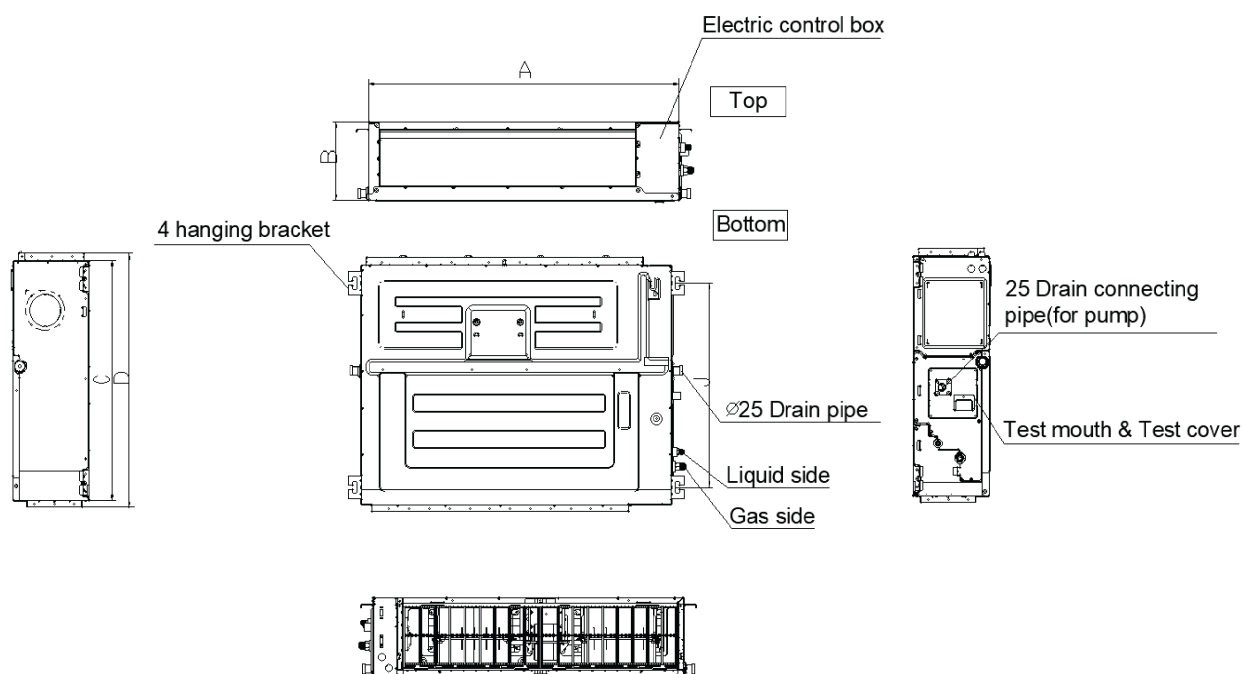
- Flexible Installation
- Compatible with Regular or Hyper Heat Pump
- SmartPort Ready
- Wall Thermostat Included
- Remote Control Included

NOTES:



Indoor Model			CH-RS24MDT-HS
Power supply		V, Ph, Hz	208-230V, 1Ph, 60Hz
Communication wiring			AWG 14-4
Cooling	Capacity	Btu/h	24,000 (8,500~28,300)
	Input	W	1,920 (960~2,710)
	Rated current	A	8.3 (4.4~11.9)
	EER/EER2	Btu/w	12.5
	SEER/SEER2	Btu/w	19
Heating at 47 °F	Capacity	Btu/h	25,000 (11,800~35,100)
	Input	W	2,010 (725~3,000)
	Rated current	A	8.7 (3.9~13.2)
	COP	W/W	3.64
	HSPF4/HSPF2-4		11
	HSPF5/HSPF2-5		8.5
Indoor fan motor		Qty	1
		Input (W)	165
		RLA (A)	2.2
Indoor air flow (Turbo/Hi/Med/Lo) (No duct)		CFM	853.5 / 706.3 / 618.0 / 500.3
ESP (range)		In.wg.	0-0.8
Indoor noise level (Hi/Med/Lo)		dB(A)	40/38/35.5
Dehumidification		Pnt/H	4.52
Indoor unit	Dimensions (WxDxH)	inch	39.37 x 29.53 x 9.65
	Packing (WxDxH)	inch	48.23 x 33.86 x 11.97
	Net/Gross weight	lbs	80.47/91.93
Drainage water pipe diameter		inch	1"
Refrigerant piping (Liquid side/Gas side)		inch	3/8"/5/8"
Design pressure		PSIG	550/340
Controller			wire controller + remote controller available
Room temperature	Cooling	F	60~90
	Heating	F	32~86

Outdoor Model			CH-RES24-230VO
Power supply		V, Ph, Hz	208-230V, 1Ph, 60Hz
Min. circuit ampacity		A	24
Max. fuse		A	25
Compressor	Model		KTM240D46UKT2
	Type		ROTARY
	Brand		GMCC
	Capacity	Btu/h	25,930
	Input	W	2,045
	Rated current (RLA)	A	15.4
	Refrigerant oil	oz	VG74 21
Outdoor fan motor	Qty		1
	Input	W	120
	RLA	A	1
	Speed	r/min	810/700/450
Outdoor air flow (Max)		CFM	2,236.7
Outdoor noise level (Max)		dB(A)	60
Throttle type			EXV+Throttle valve
Outdoor unit	Dimensions (WxDxH)	inch	37.24 x 16.14 x 31.89
	Packing (WxDxH)	inch	42.91 x 19.68 x 34.84
	Net/Gross weight	inch	122.13/132.28
Refrigerant	Type		R454B
	Precharge	ft	25
Additional charge for 1/4 inch liquid pipe		oz	
Additional charge for 3/8 inch liquid pipe		oz	0.32
Refrigerant piping	Liquid side/Gas side	inch	3/8"/5/8"
	Max. pipe length	ft	164
	Max. difference in level	ft	82
Ambient temperature	Cooling	F	-13 ~ 122
	Heating	F	-13~75



MODEL	A	B	C	D
9K	27-1/2in(700mm)	7-7/8in(200mm)	17-3/4(450mm)	20in(506mm)
12K	27-1/2in(700mm)	9-5/8in(245mm)	29-1/2(750mm)	31-1/4in(795mm)
18K~24K	39-3/8in(1000mm)	9-5/8in(245mm)	29-1/2(750mm)	31-1/4in(795mm)
36K~48K	47-1/8in(1200mm)	11-7/8in(300mm)	29-1/2(750mm)	31-1/4in(795mm)
60K	55-1/8in(1400mm)	15in(380mm)	31-1/2in(800mm)	33-1/4in(845mm)

